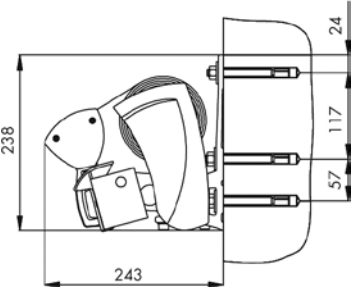
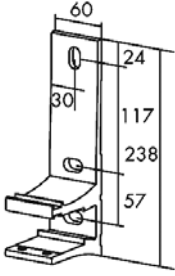
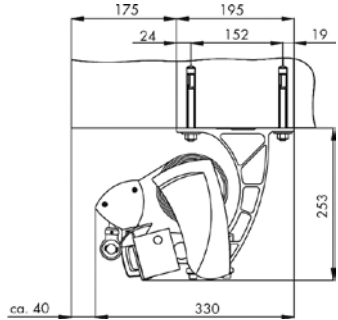
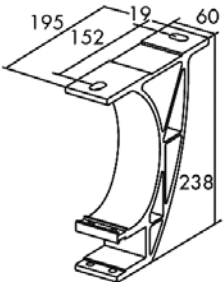
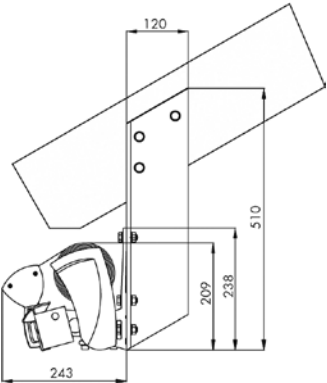
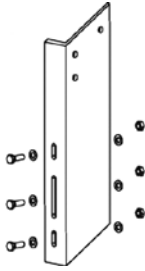
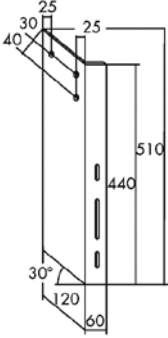


Montageart Darstellung	Konsolen	Bohrungen
Wandkonsole für Montage auf Beton im Lieferumfang enthalten		
<p>Wand 5°-45° Neigung</p> 		<p>3 Bohrungen / Konsole</p> <p>Langloch 14x24 mm</p>
Optional:		
<p>Decke 5°-45° Neigung</p>  <p>Abb. mit Schattenplus</p>		<p>2 Bohrungen / Konsole</p> <p>Langloch 14x24 mm</p>
Optional:		
<p>Dachsparren</p> 	<p>links</p>  <p>rechts</p> 	<p>3 Bohrungen / Winkel</p> <p>Bohrung Ø 12 mm</p>